

KOTAK AGGRESSIVE HYBRID FUND

An open ended hybrid scheme investing predominantly in equity and equity related instruments

Investment Objective: The investment objective of the Scheme is to achieve growth by investing in equity and equity related instruments, balanced with income generation by investing in debt and money market instruments. However, there is no assurance that the objective of the scheme will be achieved.

Maturity			Volatility	Investment style			Size
Short	Medium	Long		Value	GARP	Growth	
			Low				Large
			Medium				Medium
			High				Small

GARP - Growth at a Reasonable Price

Fund Manager:	Mr. Atul Bhole & Mr. Abhishek Bisen
AAUM:	₹8,438.98 crs
AUM:	₹8,641.94 crs
Benchmark:	Nifty 50 Hybrid Composite Debt 65:35 Index TRI
Allotment Date:	November 25, 1999
Folio Count:	1,69,475

Minimum Investment Amount

Initial & Additional Investment

- ₹100 and any amount thereafter

Systematic Investment Plan (SIP)

- ₹100 and any amount thereafter

Ideal Investments Horizon

- 5 years & above

Net Asset Value (NAV)

	Regular	Direct
Growth	₹63.0180	₹74.7500
IDCW	₹37.0350	₹45.8230

(as on April 30, 2026)

Debt Quant & Ratios

Average Maturity	9.87 yrs
Modified Duration	4.30 yrs
Macaulay Duration	4.47 yrs
Annualised YTM*	6.82%
^s Standard Deviation	12.98%
^b Beta	1.26
^s Sharpe ^{##}	0.70
[^] P/E ^{\$\$}	25.45
[^] P/BV ^{\$\$}	4.02
Equity Portfolio Turnover ^{\$\$}	18.59%
Total Portfolio Turnover ^o	51.08%

*In case of semi annual YTM, it will be annualized.

^sEquity Component of the Portfolio.

^oTotal Portfolio Turnover=Equity+Debt+Derivative.

Source: ¹ICRA MFI Explorer, [^]Bloomberg

Market Capitalisation*

Large Cap	41.03%
Mid Cap	30.63%
Small Cap	7.45%
Debt & Money Market	20.89%

*% of Net Asset

Total Expense Ratio**

Regular Plan:	1.77%
Direct Plan:	0.52%

Available Plans/Options

A) Regular Plan B) Direct Plan

Options: Payout of IDCW, Reinvestment of IDCW & Growth (applicable for all plans)

IDCW Frequency

Trustee's Discretion

Load Structure

Entry Load: Nil. (applicable for all plans)

Exit Load:

- For redemption / switch out of upto 8% of the initial investment amount (limit) purchased or switched in within 1 year from the date of allotment: Nil.

- If units redeemed or switched out are in excess of the limit within 1 year from the date of allotment: 1%

- If units are redeemed or switched out on or after 1 year from the date of allotment: NIL

Data as on 30th April, 2026 unless otherwise specified.

Folio Count data as on 31st March 2026.

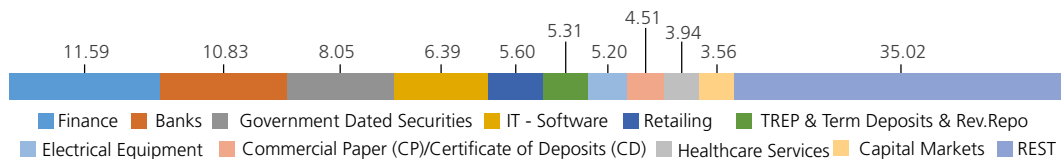
PORTFOLIO

Issuer/Instrument	% to Net Assets	Issuer/Instrument	Rating	% to Net Assets
Equity & Equity related Finance	11.59	Polycab India Ltd.		0.74
Cholamandalam Investment and Finance Company Ltd.	2.84	Realty		0.59
BAJAJ FINANCE LTD.	2.16	OBEROI REALTY LTD		0.59
Power Finance Corporation Ltd.	2.13	Agricultural, Commercial and Construction Vehicles		0.33
SHRIRAM FINANCE LTD.	1.99	V.S.T Tillers Tractors Ltd		0.33
POONAWALLA FINCORP LTD.	0.98	Equity & Equity related - Total		79.11
REC LTD	0.88	Debt Instruments		
TATA CAPITAL LIMITED	0.61	Debentures and Bonds		
Banks	10.83	Corporate Debt/Financial Institutions		
HDFC Bank Ltd.	3.39	ANDHRA PRADESH STATE BEVERAGES CORPORATION LIMITED	FITCH AA(CE)	0.74
STATE BANK OF INDIA	3.09	ADITYA BIRLA CAPITAL LTD	ICRA AAA	0.08
ICICI Bank Ltd.	1.52	Corporate Debt/Financial Institutions - Total		0.82
Bank Of Baroda	1.09	Public Sector Undertakings		
BANK OF MAHARASHTRA	0.96	REC LTD	CRISIL AAA	0.46
INDIAN BANK	0.78	Power Finance Corporation Ltd.	CRISIL AAA	0.36
IT - Software	6.39	SMALL INDUSTRIES DEVELOPMENT BANK OF INDIA	CRISIL AAA	0.30
Infosys Ltd.	1.83	TELANGANA STATE INDUSTRIAL INFRASTRUCTURE CORPORATION LTD.	FITCH AA(CE)	0.20
ORACLE FINANCIAL SERVICES SOFTWARE LTD	1.80	Public Sector Undertakings - Total		1.32
Mphasis Ltd	1.64	Government Dated Securities		
Birlasoft Ltd.	0.58	7.34% Central Government	SOV	2.08
Tech Mahindra Ltd.	0.54	7.24% Central Government	SOV	1.22
Retailing	5.60	6.90% Central Government(^)	SOV	1.01
ETERNAL LIMITED	3.81	7.54% Tamil Nadu State Govt-Tamil Nadu	SOV	0.86
SWIGGY LTD	1.06	7.58% Karnataka State Govt-Karnataka	SOV	0.74
VISHAL MEGA MART LIMITED	0.73	7.62% Uttar Pradesh State Govt-Uttar Pradesh	SOV	0.34
Electrical Equipment	5.20	7.19% Karnataka State Govt-Karnataka	SOV	0.28
GE VERNOVA T&D INDIA LIMITED	3.48	6.79% Central Government(^)	SOV	0.23
Apar Industries Limited	1.72	GS CG 15/10/2038 - (STRIPS)	SOV	0.14
Healthcare Services	3.94	GS CG 22/10/2038 - (STRIPS)	SOV	0.14
Fortis Healthcare India Ltd	3.42	7.21% Karnataka State Govt-Karnataka	SOV	0.11
MAX HEALTHCARE INSTITUTE LTD.	0.52	7.30% Central Government(^)	SOV	0.11
Capital Markets	3.56	GS CG 15/04/2036 - (STRIPS)	SOV	0.08
NIPPON LIFE INDIA ASSET MANAGEMENT LTD.	1.16	7.62% Haryana State Govt-Haryana	SOV	0.06
BSE LTD.	1.05	7.67% Punjab State Govt-Punjab	SOV	0.06
Prudent Corporate Advisory Services Ltd.	0.74	8.00% Kerala State Govt-Kerala	SOV	0.06
NUVAMA WEALTH MANAGEMENT LIMITED	0.61	8.01% Tamil Nadu State Govt-Tamil Nadu	SOV	0.06
Telecom - Services	3.47	8.15% Tamil Nadu State Govt-Tamil Nadu	SOV	0.06
Bharti Airtel Ltd	3.47	GS CG 22/10/2036 - (STRIPS)	SOV	0.06
Consumer Durables	3.26	GS CG 25/11/2043 - (STRIPS)	SOV	0.06
Century Plyboards (India) Ltd.	1.26	6.48% Central Government	SOV	0.05
Havells India Ltd.	1.00	GS CG 22/10/2039 - (STRIPS)	SOV	0.04
LG ELECTRONICS INDIA LTD	1.00	7.26% Central Government	SOV	0.03
Cement and Cement Products	3.23	GS CG 19/06/2036 - (STRIPS)	SOV	0.03
Ultratech Cement Ltd.	2.41	7.39% Tamil Nadu State Govt-Tamil Nadu	SOV	0.02
JK Cement Ltd.	0.82	7.71% Andhra Pradesh State Govt-Andhra Pradesh	SOV	0.02
Chemicals and Petrochemicals	3.20	7.71% Gujarat State Govt-Gujarat	SOV	0.02
SOLAR INDUSTRIES INDIA LIMITED	1.34	7.78% Rajasthan State Govt-Rajasthan	SOV	0.02
SRF Ltd.	1.14	GS CG 22/04/2041 - (STRIPS)	SOV	0.02
Deepak Nitrite Ltd.	0.72	GS CG 22/04/2042 - (STRIPS)	SOV	0.02
Pharmaceuticals and Biotechnology	2.89	6.91% Rajasthan State Govt-Rajasthan	SOV	0.01
Ipca Laboratories Ltd.	1.17	7.09% Central Government(^)	SOV	0.01
Sun Pharmaceuticals Industries Ltd.	0.94	Government Dated Securities - Total		8.05
JB CHEMICALS & PHARMACEUTICALS LTD.	0.78	Money Market Instruments		
Auto Components	2.16	Commercial Paper(CP)/ Certificate of Deposits(CD)		
UNO MINDA LIMITED	0.89	Corporate Debt/Financial Institutions		
Schaeffler India Ltd	0.77	HDFC BANK LTD.	CARE A1+	2.28
MRF Limited	0.50	Bahadur Chand Investments Private Limited	ICRA A1+	0.55
Aerospace and Defense	2.12	SUNDARAM FINANCE LTD.	CRISIL A1+	0.16
Bharat Electronics Ltd.	2.12	Corporate Debt/Financial Institutions - Total		2.99
Power	1.85	Public Sector Undertakings		
Tata Power Co. Ltd.	1.03	UNION BANK OF INDIA	ICRA A1+	1.14
NTPC LTD	0.82	INDIAN BANK	CRISIL A1+	0.21
Petroleum Products	1.64	CANARA BANK	ICRA A1+	0.17
RELIANCE INDUSTRIES LTD.	0.89	Public Sector Undertakings - Total		1.52
Bharat Petroleum Corporation Ltd.	0.75	Triparty Repo		5.31
Ferrous Metals	1.25	Net Current Assets/(Liabilities)		0.88
Jindal Steel & Power Ltd.	1.25	Grand Total		100.00
Food Products	1.18			
AVANTI FEEDS LTD	1.18			
Construction				
TECHNO ELECTRIC & ENGINEERING COMPANY LIMITED	1.18			
Beverages	1.08			
UNITED SPIRITS LTD.	1.08			
Fertilizers and Agrochemicals	0.94			
P I INDUSTRIES LTD	0.94			
Insurance	0.82			
ICICI LOMBARD GENERAL INSURANCE COMPANY LTD	0.82			
Industrial Products	0.74			

KOTAK AGGRESSIVE HYBRID FUND

An open ended hybrid scheme investing predominantly in equity and equity related instruments

SECTOR ALLOCATION (%)



SYSTEMATIC INVESTMENT PLAN (SIP)

Systematic Investment Plan (SIP) If you had invested ₹10,000 every month

Monthly SIP of (₹) 10000	Since Inception	10 years	7 years	5 years	3 years	1 year
Total amount invested (₹)	13,80,000	12,00,000	8,40,000	6,00,000	3,60,000	1,20,000
Total Value as on Apr 30, 2026 (₹)	30,06,183	23,85,676	13,80,311	7,96,496	4,11,585	1,22,180
Scheme Returns (%)	12.84	13.19	13.95	11.29	8.92	3.41
NIFTY 50 Hybrid Composite Debt 65:35 Index TRI Returns (%)	10.45	10.42	9.80	7.52	4.86	-3.74
Alpha*	2.39	2.77	4.15	3.78	4.05	7.16
NIFTY 50 Hybrid Composite Debt 65:35 Index TRI (₹)#	25,89,014	20,59,221	11,90,200	7,25,036	3,87,566	1,17,582
Nifty 50 (TRI) (₹)^	28,58,219	22,56,989	12,74,792	7,40,185	3,86,096	1,16,014
Nifty 50 (TRI) Returns (%)	12.04	12.15	11.72	8.34	4.61	-6.15

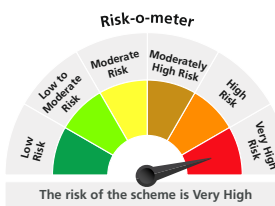
Product Label

This product is suitable for investors who are seeking*:

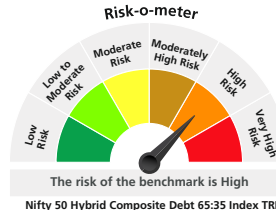
- Long term capital growth
- Investment in equity & equity related securities balanced with income generation by investing in debt & money market instruments.

* Investors should consult their financial advisors if in doubt about whether the product is suitable for them.

Fund



Benchmark



For latest Riskometer, investors may refer to an addendum issued or updated on website at www.kotakmf.com

Scheme Inception date is 25/11/1999 and Scheme Inception date of Kotak Aggressive Hybrid Fund - Regular plan growth option inception date is 05/11/2014. The returns are calculated by XIRR approach assuming investment of ₹10,000/- on the 1st working day of every month. Since Inception returns are assumed to be starting from the inception date of the Scheme and calculated accordingly. XIRR helps in calculating return on investments given an initial and final value and a series of cash inflows and outflows and taking the time of investment into consideration. **The SIP performance details provided herein are of Regular Plan - Growth Option** Different plans have different expense structure. # Benchmark; ^ Additional Benchmark. TRI – Total Return Index, In terms of Para no 7.23 of SEBI Master Circular no. HO/24/13/11(1)2026-IMD-POD-1/1/7602/2026 dated March 20, 2026, the performance of the scheme is benchmarked to the Total Return variant (TRI) of the Benchmark Index instead of Price Return Variant (PRI). Alpha is difference of scheme return with benchmark return. *All payouts during the period have been reinvested in the units of the scheme at the then prevailing NAV. Source: ICRA MFI Explorer. (^) Fully or Party blocked against Interest Rate Swap (IRS) (^) This scheme has exposure to floating rate instruments and/ or interest rate derivatives. The duration of these instruments is linked to the interest rate reset period. The interest rate risk in a floating rate instrument or in a fixed rate instrument hedged with derivatives is likely to be lesser than that in an equivalent maturity fixed rate instrument. Under some market circumstances the volatility may be of an order greater than what may ordinarily be expected considering only its duration. Hence investors are recommended to consider the unadjusted portfolio maturity of the scheme as well and exercise adequate due diligence when deciding to make their investments. Alpha is difference of scheme return with benchmark return. Hedging Position through Interest Rate Swaps as on 30 Apr 2026 is 1.80% of the net assets. ## Risk rate assumed to be 5.34% (FBIL Overnight MIBOR rate as on 30th Apr 2026). ** Total Expense Ratio includes applicable GST.

Scheme Performances as on April 30, 2026 (unless otherwise specified)

Kotak Aggressive Hybrid Fund

	Kotak Aggressive Hybrid Fund	NIFTY 50 Hybrid Composite Debt 65:35 Index TRI#	ALPHA	Nifty 50 TRI##	Kotak Aggressive Hybrid Fund	NIFTY 50 Hybrid Composite Debt 65:35 Index TRI#	Nifty 50 TRI##
Since Inception	11.68%	10.01%	1.68%	10.94%	35,601	29,927	32,964
Last 1 Year	7.84%	0.40%	7.44%	-0.28%	10,784	10,040	9,972
Last 3 Years	14.43%	9.54%	4.89%	11.18%	15,000	13,152	13,753
Last 5 Years	13.09%	9.67%	3.42%	11.69%	18,506	15,872	17,382

Scheme Inception date is 25/11/1999 and Scheme Inception date of Kotak Aggressive Hybrid Fund - Regular plan growth option inception date is 05/11/2014. Mr. Abhishek Bisen has been managing the fund since 15/04/2008. Mr. Atul Bhole has been managing the fund since 22/01/2024. Different plans have different expense structure. **The performance details provided herein are of Regular Plan - Growth Option**
 Past performance may or may not be sustained in future. All payouts during the period have been reinvested in the units of the scheme at the then prevailing NAV. Returns >= 1 year: CAGR (Compounded Annualised Growth Rate). N.A stands for data not available. Note: Point to Point (PTP) Returns in INR shows the value of 10,000/- investment made at inception. Source: ICRA MFI Explorer. # Name of Scheme Benchmark. ## Name of Additional Benchmark. TRI - Total Return Index, In terms of Para no 7.23 of SEBI Master Circular no. HO/24/13/11(1)2026-IMD-POD-1/17602/2026 dated March 20, 2026, the performance of the scheme is benchmarked to the Total Return variant (TRI) of the Benchmark Index instead of Price Return Variant (PRI). Alpha is difference of scheme return with benchmark return.

ABOUT OUR FUND MANAGERS - REGULAR PLAN



Name: Mr. Atul Bhole

Mr. Atul Bhole manages 2 funds of Kotak Mahindra Mutual Fund. Different plans shall have a different expense structure. **The performance details provided herein are of Regular Plan - Growth Option.**

Kotak Midcap Fund (Mar. 30, '07), Kotak Aggressive Hybrid Fund (Nov. 25, '99).

Business Experience

Mr. Atul has over 18 years of experience in Indian equity markets. Prior to joining KAMAMC, he has worked with DSP Asset Managers as SV/Investments and Tata Asset Management Pvt Ltd as Fund Manager and Research analyst. He has also worked as research analyst in JP Morgan Services (India) Pvt. Ltd. and with State Bank of India.

Scheme Names	Benchmark	1 YEAR		3 YEARS		5 YEARS	
		Scheme Returns(%)^	Benchmark Returns (%)^*	Scheme Returns(%)^	Benchmark Returns (%)^*	Scheme Returns(%)^	Benchmark Returns (%)^*
Kotak Midcap Fund	(Tier 1): Nifty Midcap 150 TRI	13.91	11.40	21.47	23.25	18.88	20.06
	(Tier 2): Nifty Midcap 100 TRI		11.15		24.10		20.70
Kotak Aggressive Hybrid Fund	Nifty 50 Hybrid Composite Debt 65:35 Index TRI	7.84	0.40	14.43	9.54	13.09	9.67

Kotak Midcap Fund - Growth, *Name of the Benchmark - (Tier 1): NIFTY Midcap 150 TRI / (Tier 2): NIFTY Midcap 100 TRI, Scheme Inception date is 30/03/2007. Mr. Atul Bhole has been managing the fund since 22/1/2024
 Kotak Aggressive Hybrid Fund - Growth, *Name of the Benchmark - Nifty 50 Hybrid Composite Debt 65:35 Index TRI, Scheme Inception date is 25/11/1999 and Kotak Equity Hybrid Fund - Regular plan growth option inception date is 05/11/2014. Mr. Abhishek Bisen has been managing the fund since 15/04/2008. Mr. Atul Bhole has been managing the fund since 22/1/2024



Name: Mr. Abhishek Bisen

Mr. Abhishek Bisen manages 80 funds of Kotak Mahindra Mutual Fund. Different plans shall have a different expense structure. **The performance details provided herein are of Regular Plan - Growth Option.**

Kotak Aggressive Hybrid Fund (Nov. 25, '99), Kotak Debt Hybrid Fund (Dec. 02, '03), Kotak Bond Fund (Regular Plan) (Nov. 25, '99), Kotak Gift Fund (Regular & PF-Trust) (Dec. 29, '98), Kotak Equity Savings Fund (Oct. 13, '14), Kotak Gold Fund (Mar. 25, '11), Kotak Multi Asset Omni FOF (Aug. 09, '04), Kotak Gold ETF (Jul. 27, '07), Kotak Balanced Advantage Fund (Aug. 03, '18), Kotak US Specific Equity Passive FOF (Feb. 02, '21), Kotak Multicap Fund (Sep. 29, '21), Kotak Nifty Alpha 50 ETF (Dec. 22, '21), Kotak NIFTY 50 Index Fund (Jun. 21, '21), Kotak Nifty Midcap 50 ETF (Jan. 28, '22), KOTAK NIFTY SDL APR 2027 TOP 12 EQUAL WEIGHT INDEX FUND (Feb. 11, '22), KOTAK NIFTY SDL APR 2032 TOP 12 EQUAL WEIGHT INDEX FUND (Feb. 11, '22), Kotak Manufacture in India Fund (Feb. 22, '22), Kotak Nifty India Consumption ETF (Jul. 28, '22), Kotak Nifty MNC ETF (Aug. 05, '22), Kotak Nifty 100 Low Volatility 30 ETF (Mar. 23, '22), Kotak Bond Short Term Fund (May. 02, '02), Kotak Dynamic Bond Fund (May. 26, '08), Kotak Business Cycle Fund (Sep. 28, '22), Kotak Income Plus Arbitrage Omni FOF (Nov. 17, '22), Kotak Nifty SDI JUL 2026 INDEX FUND (Dec. 22, '22), Kotak Silver ETF (Dec. 09, '22), Kotak Silver ETF Fund of Fund (Mar. 31, '23), Kotak Banking and Financial Services Fund (Feb. 27, '23), Kotak Nifty SDI JUL 2033 INDEX FUND (Feb. 15, '23), Kotak Nifty 200 Momentum 30 Index Fund (Jun. 15, '23), Kotak Nifty Financial Services Ex-Bank Index Fund (Aug. 14, '23), Kotak BSE Housing Index Fund (Aug. 28, '23), Kotak Quant Fund (Aug. 2, '23), Kotak Multi Asset Allocation Fund (Sep. 22, '23), KOTAK NIFTY SDL PLUS AAA PSU BOND JUL 2028 60:40 INDEX FUND (Oct. 13, '22), Kotak Nifty 1D Rate Liquid ETF (Jan. 24, '23), Kotak Nifty Smallcap 50 Index Fund (Apr. 10, '23), Kotak Nifty G-sec July 2033 Index Fund (Oct. 11, '23), Kotak Consumption Fund (Nov. 16, '23), Kotak Healthcare Fund (Dec. 11, '23), Kotak Technology Fund (Mar. 04, '24), Kotak Long Duration Fund (Mar. 11, '24), Kotak Nifty 100 Low Volatility 30 Index Fund (Jun. 07, '24), Kotak Special Opportunities Fund (Jun. 29, '24), Kotak BSE PSU Index Fund (Jul. 31, '24), Kotak Nifty Midcap 50 Index Fund (Aug. 16, '24), Kotak Nifty India Tourism Index Fund (Sep. 23, '24), Kotak CRISIL - IBX Financial Services Index - Sep 2027 (Sep. 13, '24), Kotak Nifty Midcap 150 Momentum 50 Index Fund (Oct. 08, '24), Kotak MNC Fund (Oct. 28, '24), Kotak Nifty 50 Equal Weight Index Fund (Dec. 23, '24), Kotak Nifty 100 Equal Weight Index Fund (Dec. 23, '24), Kotak Transportation & Logistics Fund (Dec. 16, '24), Kotak Nifty Smallcap 250 Index Fund (Jan. 27, '25), Kotak CRISIL-IBX AAA Bond Financial Services Index-Dec 2026 Fund (Feb. 17, '25), Kotak MSC India ETF (Feb. 19, '25), Kotak Nifty 100 Equal Weight ETF (Feb. 24, '25), Kotak BSE Sensex Index Fund (Feb. 17, '25), Kotak Nifty Midcap 150 ETF (Mar. 21, '25), Kotak Nifty Midcap 150 Index Fund (Mar. 21, '25), Kotak Nifty Commodities Index Fund (Mar. 21, '25), Kotak Energy Opportunities Fund (Apr. 25, '25), Kotak Nifty Top 10 Equal Weight Index Fund (Apr. 28, '25), Kotak Nifty AAA Financial Services Bond Mar 2028 Index Fund (Jul. 09, '25), Kotak Nifty 200 Quality 30 Index Fund (Jul. 14, '25), Kotak Nifty 200 Quality 30 ETF (Jul. 14, '25), Kotak Nifty Alpha 50 Index Fund (Aug. 19, '25), Kotak Active Momentum Fund (Aug. 20, '25), Kotak Nifty 200 Momentum 30 ETF (Oct. 10, '25), Kotak Gold and Silver Passive FOF (Oct. 28, '25), Kotak Nifty Chemicals ETF (Nov. 12, '25), Kotak Rural Opportunities Fund (Nov. 27, '25), Kotak Nifty500 Momentum 50 Index (Dec. 11, '25), Kotak Nifty Next 50 ETF (Jan. 07, '26), Kotak Dividend Yield Fund (Jan. 27, '26), Kotak Services Fund (Feb. 25, '26), Kotak Nifty200 Value 30 Index Fund (Feb. 5, '26), Kotak Quality Overseas Equity Omni FOF (Mar. 25, '26), Kotak Multi Factor Passive FOF (Mar. 20, '26) & Kotak Multi Asset Active FOF (Apr. 27, '26).

Business Experience

Mr. Abhishek has been associated with the company since October 2006 and his key responsibilities include fund management of debt schemes. Prior to joining Kotak AMC, Abhishek was working with Securities Trading Corporation of India Ltd where he was looking at Sales & Trading of Fixed Income Products apart from doing Portfolio Advisory. His earlier assignments also include 2 years of merchant banking experience with a leading merchant banking firm. He has been awarded twice as one of the Highly Commended Investors in Indian Rupees Bonds from the Asset magazine Hong Kong. His educational background is B.A. (Management) and MBA (Finance).

	Scheme Names	Benchmark	1 YEAR		3 YEARS		5 YEARS	
			Scheme Returns(%)^	Benchmark Returns (%)^*	Scheme Returns(%)^	Benchmark Returns (%)^*	Scheme Returns(%)^	Benchmark Returns (%)^*
Top 3	Kotak Silver ETF	Domestic Prices of physical Silver	149.74	155.21	46.28	48.03	NA	NA
	Kotak Silver ETF FOF	Domestic Prices of physical Silver	146.09	155.21	44.57	48.03	NA	NA
	Kotak Gold ETF	Domestic Price of Physical Gold	57.49	59.46	34.22	35.62	25.08	26.27
Bottom 3	Kotak Nifty Top 10 Equal Weight Index Fund	Nifty Top 10 Equal Weight Index TRI	-9.04	-8.15	NA	NA	NA	NA
	Kotak Technology Fund	BSE Teck Index TRI	-11.17	-11.58	NA	NA	NA	NA
	Kotak Nifty India Tourism Index Fund	Nifty India Tourism TRI	-18.94	-17.91	NA	NA	NA	NA

Kotak Silver ETF - *Name of the Benchmark - Domestic Prices of physical Silver, Scheme Inception date is 09/12/2022. Mr. Jeetu Valechha Sonar & Mr. Abhishek Bisen have been managing the fund since 09/12/2022.

Kotak Silver ETF Fund of Fund - Growth - *Name of the Benchmark - Domestic Prices of physical Silver, Scheme Inception date is 31/3/2023. Mr. Jeetu Valechha Sonar & Mr. Abhishek Bisen have been managing the fund since 31/3/2023

Kotak Gold ETF -Growth, *Name of the Benchmark - Domestic Price of Physical Gold, Scheme Inception date is 27/07/2007. Mr. Abhishek Bisen has been managing the fund since 15/04/2008 & Mr. Jeetu Valechha Sonar has been managing the fund since 28/02/2022.

Kotak Nifty Top 10 Equal Weight Index Fund - Growth, *Name of the Benchmark - Nifty Top 10 Equal Weight Index TRI, Scheme Inception date is 28/04/2025. Mr. Satish Dondapati, Mr. Abhishek Bisen have been managing the fund since 28/04/2025, Mr. Jeetu Valechha Sonar have been managing the fund since 09/03/2026.

Kotak Technology Fund - Growth, *Name of the Benchmark - BSE Teck Index TRI, Scheme Inception date is 04/03/2024. Mr. Abhishek Bisen & Ms. Shibani Sircar Kurian have been managing the fund since 04/03/2024

Kotak Nifty India Tourism Index Fund, *Name of the Benchmark - Nifty India Tourism TRI, Scheme Inception date is 23/09/2024. Mr. Satish Dondapati, Mr. Abhishek Bisen have been managing the fund since 23/09/2024 & Mr. Jeetu Valechha Sonar is managing the Fund since 09/03/2026.

Scheme Performances as on April 30, 2026 (unless otherwise specified)

Kotak Aggressive Hybrid Fund

	Kotak Aggressive Hybrid Fund	NIFTY 50 Hybrid Composite Debt 65:35 Index TRI#	ALPHA	Nifty 50 TRI##	Kotak Aggressive Hybrid Fund	NIFTY 50 Hybrid Composite Debt 65:35 Index TRI#	Nifty 50 TRI##
Since Inception	13.22%	10.01%	3.21%	10.94%	41,632	29,924	32,964
Last 1 Year	9.22%	0.40%	8.82%	-0.28%	10,922	10,040	9,972
Last 3 Years	15.95%	9.54%	6.41%	11.18%	15,607	13,152	13,753
Last 5 Years	14.63%	9.67%	4.96%	11.69%	19,802	15,872	17,382

Scheme Inception date is 25/11/1999 and Aggressive Hybrid Fund - Direct plan growth option inception date is 5th November 2014. Mr. Atul Bhole has been managing the fund since 22/1/2024 & Mr. Abhishek Bisen has been managing the fund since 15/04/2008.

Different plans have different expense structure. **The performance details provided herein are of Direct Plan - Growth Option**

Past performance may or may not be sustained in future. All payouts during the period have been reinvested in the units of the scheme at the then prevailing NAV. Returns >= 1 year: CAGR (Compounded Annualised Growth Rate). N.A stands for data not available. Note: Point to Point (PTP) Returns in INR shows the value of 10,000/- investment made at inception. Source: ICRA MFI Explorer. # Name of Scheme Benchmark. ## Name of Additional Benchmark. TRI - Total Return Index, In terms of Para no 7.23 of SEBI Master Circular no. HO/24/13/1(11)2026-IMD-POD-1/1/7602/2026 dated March 20, 2026, the performance of the scheme is benchmarked to the Total Return variant (TRI) of the Benchmark Index instead of Price Return Variant (PRI). Alpha is difference of scheme return with benchmark return.

ABOUT OUR FUND MANAGERS - DIRECT PLAN



Name: Mr. Atul Bhole

Mr. Atul Bhole manages 2 funds of Kotak Mahindra Mutual Fund. Different plans shall have a different expense structure. **The performance details provided herein are of Direct Plan - Growth Option.**

Kotak Midcap Fund (Mar. 30, '07), Kotak Aggressive Hybrid Fund (Nov. 25, '99).

Business Experience

Mr. Atul has over 18 years of experience in Indian equity markets. Prior to joining KAMAMC, he has worked with DSP Asset Managers as SVP Investments and Tata Asset Management Pvt Ltd as Fund Manager and Research analyst. He has also worked as research analyst in JP Morgan Services (India) Pvt. Ltd. and with State Bank of India.

Scheme Names	Benchmark	1 YEAR		3 YEARS		5 YEARS	
		Scheme Returns(%)^	Benchmark Returns (%)^*	Scheme Returns(%)^	Benchmark Returns (%)^*	Scheme Returns(%)^	Benchmark Returns (%)^*
Kotak Midcap Fund	(Tier 1): Nifty Midcap 150 TRI	15.07	11.40	22.77	23.25	20.23	20.06
	(Tier 2): Nifty Midcap 100 TRI		11.15		24.10		20.70
Kotak Aggressive Hybrid Fund	Nifty 50 Hybrid Composite Debt 65:35 Index	9.22	0.40	15.95	9.54	14.63	9.67

Kotak Midcap Fund - Growth, *Name of the Benchmark - (Tier 1): NIFTY Midcap 150 TRI / (Tier 2): NIFTY Midcap 100 TRI, Scheme Inception date is 30/03/2007. Scheme Inception date for Direct Plan Growth Option is 01/01/2013. Mr. Atul Bhole has been managing the fund since 22/1/2024

Kotak Aggressive Hybrid Fund - Growth, *Name of the Benchmark - Nifty 50 Hybrid Composite Debt 65:35 Index TRI, Scheme Inception date is 25/11/1999 and Kotak Aggressive Hybrid Fund - Regular plan growth option inception date is 05/11/2014. Mr. Abhishek Bisen has been managing the fund since 15/04/2008. Mr. Atul Bhole has been managing the fund since 22/1/2024



Name: Mr. Abhishek Bisen

Mr. Abhishek Bisen manages 80 funds of Kotak Mahindra Mutual Fund. Different plans shall have a different expense structure. **The performance details provided herein are of Direct Plan - Growth Option.**

Kotak Aggressive Hybrid Fund (Nov. 25, '99), Kotak Debt Hybrid Fund (Dec. 02, '03), Kotak Bond Fund (Regular Plan) (Nov. 25, '99), Kotak Gilt Fund (Regular & PF-Trust) (Dec. 29, '98), Kotak Equity Savings Fund (Oct. 13, '14), Kotak Gold Fund (Mar. 25, '11), Kotak Multi Asset Omni FOF (Aug. 09, '04), Kotak Gold ETF (Jul. 27, '07), Kotak Balanced Advantage Fund (Aug. 03, '18), Kotak US Specific Equity Passive FOF (Feb. 02, '21), Kotak Multicap Fund (Sep. 29, '21), Kotak NIFTY Alpha 50 ETF (Dec. 22, '21), Kotak NIFTY 50 Index Fund (Jun. 21, '21), Kotak Nifty Midcap 50 ETF (Jan. 28, '22), KOTAK NIFTY SDL APR 2027 TOP 12 EQUAL WEIGHT INDEX FUND (Feb. 11, '22), KOTAK NIFTY SDL APR 2032 TOP 12 EQUAL WEIGHT INDEX FUND (Feb. 11, '22), Kotak Manufacture in India Fund (Feb. 22, '22), Kotak Nifty India Consumption ETF (Jul. 28, '22), Kotak Nifty MNC ETF (Aug. 05, '22), Kotak Nifty 100 Low Volatility 30 ETF (Mar. 23, '22), Kotak Bond Short Term Fund (May. 02, '02), Kotak Dynamic Bond Fund (May. 25, '08), Kotak Business Cycle Fund (Sep. 28, '22), Kotak Income Plus Arbitrage Omni FOF (Nov. 17, '22), Kotak Nifty SDL JUL 2025 INDEX FUND (Dec. 22, '22), Kotak Silver ETF (Dec. 09, '22), Kotak Silver ETF Fund of Fund (Mar. 31, '23), Kotak Banking and Financial Services Fund (Feb. 27, '23), Kotak Nifty SDL JUL 2033 INDEX FUND (Feb. 15, '23), Kotak Nifty 200 Momentum 30 Index Fund (Jun. 15, '23), Kotak Nifty Financial Services Ex-Bank Index Fund (Aug. 14, '23), Kotak BSE Housing Index Fund (Aug. 28, '23), Kotak Quant Fund (Aug. 2, '23), Kotak Multi Asset Allocation Fund (Sep. 22, '23), KOTAK NIFTY SDL PLUS AAA PSU BOND JUL 2028 60:40 INDEX FUND (Oct. 13, '22), Kotak Nifty 1D Rate Liquid ETF (Jan. 24, '23), Kotak Nifty Smallcap 50 Index Fund (Apr. 10, '23), Kotak Nifty G-sec July 2033 Index Fund (Oct. 11, '23), Kotak Consumption Fund (Nov. 16, '23), Kotak Healthcare Fund (Dec. 11, '23), Kotak Technology Fund (Mar. 04, '24), Kotak Long Duration Fund (Mar. 11, '24), Kotak Nifty 100 Low Volatility 30 Index Fund (Jun. 07, '24), Kotak Special Opportunities Fund (Jun. 29, '24), Kotak BSE PSU Index Fund (Jul. 31, '24), Kotak Nifty Midcap 50 Index Fund (Aug. 16, '24), Kotak Nifty India Tourism Index Fund (Sep. 23, '24), Kotak CRISIL - IBX Financial Services Index - Sep 2027 (Sep. 13, '24), Kotak Nifty Midcap 150 Momentum 50 Index Fund (Oct. 08, '24), Kotak MNC Fund (Oct. 28, '24), Kotak Nifty 50 Equal Weight Index Fund (Dec. 23, '24), Kotak Nifty 100 Equal Weight Index Fund (Dec. 23, '24), Kotak Transportation & Logistics Fund (Dec. 16, '24), Kotak Nifty Smallcap 250 Index Fund (Jan. 27, '25), Kotak CRISIL-IBX AAA Bond Financial Services Index-Dec 2026 Fund (Feb. 17, '25), Kotak MSCI India ETF (Feb. 19, '25), Kotak Nifty 100 Equal Weight ETF (Feb. 24, '25), Kotak BSE Sensex Index Fund (Feb. 17, '25), Kotak Nifty Midcap 150 ETF (Mar. 21, '25), Kotak Nifty Midcap 150 Index Fund (Mar. 21, '25), Kotak Nifty Commodities Index Fund (Mar. 21, '25), Kotak Energy Opportunities Fund (Apr. 25, '25), Kotak Nifty Top 10 Equal Weight Index Fund (Apr. 28, '25), Kotak Nifty AAA Financial Services Bond Mar 2028 Index Fund (Jul. 09, '25), Kotak Nifty 200 Quality 30 Index Fund (Jul. 14, '25), Kotak Nifty 200 Quality 30 ETF (Jul. 14, '25), Kotak Nifty Alpha 50 Index Fund (Aug. 19, '25), Kotak Active Momentum Fund (Aug. 20, '25), Kotak Nifty 200 Momentum 30 ETF (Oct. 10, '25), Kotak Gold and Silver Passive FOF (Oct. 28, '25), Kotak Nifty Chemicals ETF (Nov. 12, '25), Kotak Rural Opportunities Fund (Nov. 27, '25), Kotak Nifty 500 Momentum 50 Index (Dec. 11, '25), Kotak Nifty Next 50 ETF (Jan. 07, '26), Kotak Dividend Yield Fund (Jan. 27, '26), Kotak Services Fund (Feb. 25, '26), Kotak Nifty 200 Value 30 Index Fund (Feb. 5, '26), Kotak Quality Overseas Equity Omni FOF (Mar. 25, '26), Kotak Multi Factor Passive FOF (Mar. 20, '26) & Kotak Multi Asset Active FOF (Apr. 27, '26).

Business Experience

Mr. Abhishek has been associated with the company since October 2006 and his key responsibilities include fund management of debt schemes. Prior to joining Kotak AMC, Abhishek was working with Securities Trading Corporation of India Ltd where he was looking at Sales & Trading of Fixed Income Products apart from doing Portfolio Advisory. His earlier assignments also include 2 years of merchant banking experience with a leading merchant banking firm. He has been awarded twice as one of the Highly Commended Investors in Indian Rupees Bonds from the Asset magazine Hong Kong. His educational background is B.A (Management) and MBA (Finance).

Scheme Names	Benchmark	1 YEAR		3 YEARS		5 YEARS		
		Scheme Returns(%)^	Benchmark Returns (%)^*	Scheme Returns(%)^	Benchmark Returns (%)^*	Scheme Returns(%)^	Benchmark Returns (%)^*	
Top 3	Kotak Silver ETF	Domestic Prices of physical Silver	149.74	155.21	46.28	48.03	NA	NA
	Kotak Silver ETF FOF	Domestic Prices of physical Silver	147.18	155.21	45.22	48.03	NA	NA
	Kotak Gold ETF	Domestic Price of Physical Gold	57.49	59.46	34.22	35.62	25.08	26.27
Bottom 3	Kotak Nifty Top 10 Equal Weight Index Fund	Nifty Top 10 Equal Weight Index TRI	-8.40	-8.15	NA	NA	NA	NA
	Kotak Technology Fund	BSE Teck TRI	-9.86	-11.58	NA	NA	NA	NA
	Kotak Nifty India Tourism Index Fund	Nifty India Tourism Index TRI	-18.41	-17.91	NA	NA	NA	NA

Kotak Silver ETF - *Name of the Benchmark- Domestic Prices of physical Silver, Scheme Inception date is 09/12/2022. Mr. Jeetu Valechha Sonar & Mr. Abhishek Bisen have been managing the fund since 09/12/2022.

Kotak Silver ETF Fund of Fund - Growth - *Name of the Benchmark- Domestic Prices of physical Silver, Scheme Inception date is 31/3/2023. Mr. Jeetu Valechha Sonar & Mr. Abhishek Bisen have been managing the fund since 31/3/2023

Kotak Gold ETF, *Name of the Benchmark - Domestic Price of Physical Gold, Scheme Inception date is 27/07/2007. Mr. Abhishek Bisen has been managing the fund since 15/04/2008 & Mr. Jeetu Valechha Sonar has been managing the fund since 28/02/2022.

Kotak Nifty Top 10 Equal Weight Index Fund - Growth, *Name of the Benchmark - Nifty Top 10 Equal Weight Index TRI, Scheme Inception date is 28/04/2025. Mr. Satish Dondapati, Mr. Abhishek Bisen have been managing the fund since 28/04/2025, Mr. Jeetu Valechha Sonar has been managing the fund since 09/03/2026.

Kotak Technology Fund - Growth, *Name of the Benchmark - BSE Teck TRI, Scheme Inception date is 04/03/2024. Mr. Abhishek Bisen & Ms. Shibani Sircar Kurian have been managing the fund since 04/03/2024

Kotak Nifty India Tourism Index Fund - Growth, *Name of the Benchmark - Nifty India Tourism Index TRI, Scheme Inception date is 23/09/2024. Mr. Satish Dondapati, Mr. Abhishek Bisen have been managing the fund since 23/09/2024 & Mr. Jeetu Valechha Sonar is managing the Fund since 09/03/2026.

DISCLAIMERS

Mutual Fund investments are subject to market risks, read all scheme related documents carefully.

*The rating indicates highest degree of safety regarding timely receipt of payments from the investments that the Scheme has made. The ratings should, however, not be construed as an indication of expected returns, prospective performance of the Mutual Fund Scheme, NAV or of volatility in its returns.

Disclaimer on market outlooks:

The outlook provided is only a subjective understanding of an uncertain market phenomena, which may or may not occur, and may also not have any effect on the performance of the scheme, clement or otherwise. This outlook should not be construed as a reason for investment into the scheme based on prospect of future performance, which may not accrue as anticipated by the statement.

Disclaimer on Scheme Performance(s):

Past Performance may or may not be sustained in future.

Disclaimer of NSE Indices Limited:

The Products offered by "Kotak Mahindra Mutual Fund/Kotak Mahindra Asset Management Company Ltd" or its affiliates is not sponsored, endorsed, sold or promoted by NSE Indices Limited (NSE Indices) and its affiliates. NSE Indices and its affiliates do not make any representation or warranty, express or implied (including warranties of merchantability or fitness for particular purpose or use) to the owners of these Products or any member of the public regarding the advisability of investing in securities generally or in the Products linked to their underlying indices to track general stock market performance in India.

Disclaimer by Asia Index Private Limited:

The BSE Sensex TRI and BSE Housing TRI, is a product of Asia Index Private Limited ("AIPL"), a wholly owned Subsidiary of BSE Limited ("BSE"), has been licensed for use by Kotak Mahindra Asset Management Company Limited. BSE® and SENSEX® are registered trademarks of BSE. These trademarks have been licensed to AIPL and sublicensed for certain purposes by Kotak Mahindra Asset Management Company Limited. Kotak BSE Sensex ETF and Kotak BSE Housing Index Fund is not sponsored, endorsed, sold or promoted by AIPL or BSE or their respective affiliates and none of such parties make any representation regarding the advisability of investing in such product(s) nor do they have any liability for any errors, omissions, or interruptions of the SENSEX."

Disclaimer by the National Stock Exchange of India Limited:

It is to be distinctly understood that the permission given by National Stock Exchange of India Limited (NSE) should not in any way be deemed or construed that the Scheme Information Document has been cleared or approved by NSE nor does it certify the correctness or completeness of any of the contents of the Scheme Information Document.

Disclaimer by the BSE Limited:

It is to be distinctly understood that the permission given by BSE Limited should not in any way be deemed or construed that the SID has been cleared or approved by BSE Limited nor does it certify the correctness or completeness of any of the contents of the SID.

For details contact us at:

KOTAK MAHINDRA ASSET MANAGEMENT COMPANY LIMITED: 6th Floor, Kotak Infinity, Building No. 21, Infinity Park, Off Western Express Highway, Gen. A. K. Vaidya Marg, Malad (East), Mumbai – 400 097. Tel.: 91-8048893330 / 91-18003091490 Fax: 91-22-6708 2213. E-mail: mutual@kotak.com
Website: www.kotakmf.com

Corporate Office of Asset Management Company: 2nd Floor, 12-BKC, Plot No C-12, G Block, BKC, Bandra (East), Mumbai - 400 051.

CAMS Service Center: LG3, SCO 12, Sector 16, Behind Canara Bank, Faridabad - 121 002. Email Id - camsfdb@camsonline.com